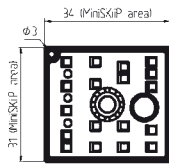
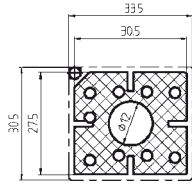


Modules - CIB - MiniSKiiP

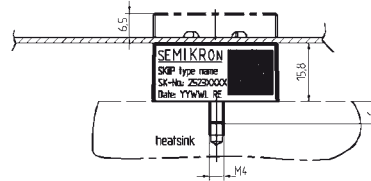
Type	IGBT						Diode				Rectifier		Case	Circuit
	I_C @ $T_S=25^\circ\text{C}$	I_{Cnom}	$V_{CE(sat)}$ @ $T_J=25^\circ\text{C}$ typ.	E_{on}	E_{off}	$R_{th(j-s)}$	I_F @ $T_S=25^\circ\text{C}$	V_F @ $T_J=25^\circ\text{C}$ typ.	E_{rr}	$R_{th(j-s)}$	I_{FSM} @ $T_S=25^\circ\text{C}$	$R_{th(j-s)}$		
	A	A	V	mJ	mJ	K/W	A	V	mJ	K/W	A	K/W		
600 V - IGBT 3 (Trench)														
SKiiP 01NEC066V3	12	6	1.45	0.3	0.2	2.4	12	1.30	0.2	3	220	1.5	II 0	
SKiiP 02NEC066V3	20	10	1.45	0.5	0.3	2	20	1.30	0.5	2.5	220	1.5	II 0	
SKiiP 03NEC066V3	27	15	1.45	0.6	0.5	1.8	28	1.40	0.5	2.5	220	1.5	II 0	
SKiiP 12NAB066V1	20	10	1.45	0.5	0.3	2	20	1.30	0.5	2.5	220	1.5	II 1	
SKiiP 13NAB066V1	27	15	1.45	0.6	0.5	1.8	28	1.40	0.5	2.5	220	1.5	II 1	
SKiiP 14NAB066V1	33	20	1.45	0.75	0.7	1.6	31	1.60	0.55	2.5	220	1.5	II 1	
SKiiP 25NAB066V1	43	30	1.45	0.9	1.2	1.35	39	1.50	1.1	2.1	370	1.5	II 2	
SKiiP 26NAB066V1	65	50	1.45	1.6	1.6	0.95	56	1.50	1.3	1.6	370	1.5	II 2	
SKiiP 25NEB066V1	43	30	1.45	0.9	1.2	1.35	39	1.50	1.1	2.1	370	1.5	II 2	
600 V - NPT IGBT (Ultrafast)														
SKiiP 11NAB065V1 ²⁾	12	6	2	0.3	0.2	1.9	12	1.30	0.2	2.5	220	1.5	II 1	
SKiiP 12NAB065V1 ²⁾	20	10	2	0.3	0.3	1.5	20	1.40	0.2	2.5	220	1.5	II 1	
SKiiP 13NAB065V1 ²⁾	24	15	2	0.6	0.3	1.4	26	1.40	0.4	2.2	220	1.5	II 1	
SKiiP 14NAB065V1 ²⁾	29	20	2	0.7	0.4	1.25	26	1.60	0.4	2.2	370	1.25	II 1	
1200 V - IGBT 3 (Trench)														
SKiiP 11NAB126V1 ²⁾	16	8	1.7	0.8	1	1.5	14	1.90	0.9	2.5	220	1.5	II 1	
SKiiP 12NAB126V1 ²⁾	28	15	1.7	2	1.9	1.15	26	1.60	1.3	1.95	220	1.5	II 1	
SKiiP 23NAB126V1 ²⁾	41	25	1.7	3.5	3	0.9	30	1.80	2.5	1.7	370	1.25	II 2	
SKiiP 23NAB126V10 ²⁾	41	25	1.7	3.5	3	0.9	30	1.80	2.5	1.7	635	0.9	II 2	
SKiiP 24NAB126V1 ²⁾	52	35	1.7	4.6	4	0.75	38	1.80	3.3	1.5	370	1.25	II 2	
SKiiP 24NAB126V10 ²⁾	52	35	1.7	4.6	4	0.75	38	1.80	3.3	1.5	635	0.9	II 2	
SKiiP 35NAB126V1 ²⁾	73	50	1.7	6.5	6.1	0.55	62	1.60	4.7	1	700	0.9	II 3	
SKiiP 36NAB126V1 ²⁾	88	70	1.7	9	7.7	0.5	91	1.50	7.5	0.7	700	0.9	II 3	
1200 V - IGBT 4 (Trench)														
SKiiP 02NAC12T4V1	6	4	1.85	0.66	0.37	2.49	7.5	2.05	0.34	2.53	220	1.5	II 0	
SKiiP 03NAC12T4V1	7.5	8	1.85	0.9	0.7	1.84	9	2.40	0.5	2.53	220	1.5	II 0	
SKiiP 10NAB12T4V1	6	4	1.85	0.66	0.37	2.49	15	2.05	0.34	2.53	220	1.5	II 1	
SKiiP 11NAB12T4V1	12	8	1.85	0.87	0.74	1.84	15	2.40	0.57	2.53	220	1.5	II 1	
SKiiP 12NAB12T4V1	18	15	1.85	1.4	1.3	1.3	23	2.40	1.1	1.92	220	1.5	II 1	
SKiiP 23NAB12T4V1	37	25	1.85	2.65	2.3	1.2	30	2.40	1.6	1.52	370	1.25	II 2	
SKiiP 24NAB12T4V1	48	35	1.85	4.3	3.25	1	44	2.30	2.4	1.2	370	1.25	II 2	
SKiiP 34NAB12T4V1	52	35	1.85	4.3	3.3	0.85	44	2.30	2.4	1.2	370	1.25	II 3	
SKiiP 35NAB12T4V1	67	50	1.85	6	4.7	0.71	60	2.25	3.4	0.95	700	0.9	II 3	
SKiiP 37NAB12T4V1	90	75	1.85	9.7	6.8	0.58	82	2.20	4.9	0.75	700	0.9	II 3	
SKiiP 38NAB12T4V1	115	100	1.8	11.2	10	0.48	99	2.20	6.5	0.66	1000	0.7	II 3	

Cases

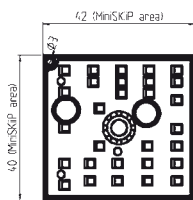
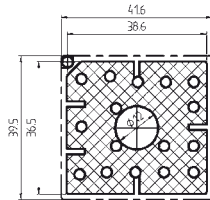
MiniSKiiP II 0



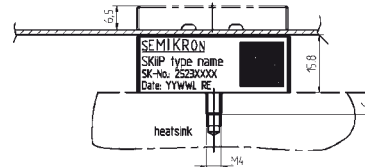
pin configuration depends on circuit
(details in data sheet)



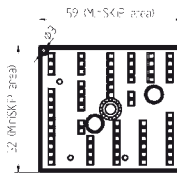
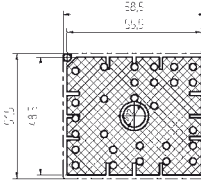
MiniSKiiP II 1



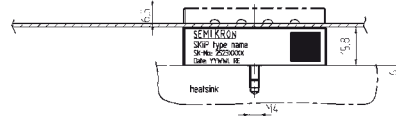
pin configuration depends on circuit
(details in data sheet)



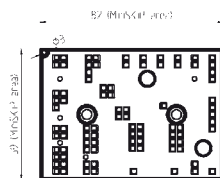
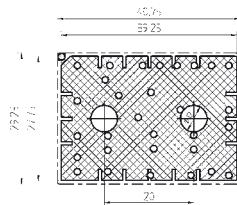
MiniSKiiP II 2



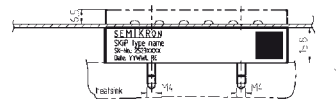
pin configuration depends on circuit
(details in data sheet)



MiniSKiiP II 3



pin configuration depends on circuit
(details in data sheet)



Dimensions in mm

Modules - CIB - SEMITOP

Type	IGBT						Diode				Rectifier		Case	Circuit
	I_C @ $T_s=25^\circ\text{C}$	I_{Cnom}	$V_{CE(sat)}$ @ $T_j=25^\circ\text{C}$ typ.	E_{on}	E_{off}	$R_{th(j-s)}$	I_F @ $T_s=25^\circ\text{C}$	V_F @ $T_j=25^\circ\text{C}$ typ.	E_{rr}	$R_{th(j-s)}$	I_{FSM} @ $T_s=25^\circ\text{C}$	$R_{th(j-s)}$		
	A	A	V	mJ	mJ	K/W	A	V	mJ	K/W	A	K/W		
600 V - IGBT 3 (Trench)														
SK 20 DGD 066 ET	30	20	1.45	0.3	0.6	1.95	27	1.40	0.2	2.46	220	2.15	3	
SK 30 DGD 066 ET	40	30	1.45	0.55	1.15	1.65	36	1.50	0.53	2.3	370	1.7	3	
SK 50 DGD 066 T	69	50	1.45	2.2	1.74	0.95	54	1.35	0.73	1.6	370	1.5	4	
SK 75 DGD 066 T	81	75	1.45	3.1	2.8	0.75	64	1.35	0.9	1.2	700	0.9	4	
SK 100 DGD 066 T	106	100	1.45	4.4	3.5	0.65	99	1.10	1.45	0.8	700	0.9	4	
600 V - NPT IGBT (Ultrafast)														
SK 8 BGD 065 E	12	6	2	0.22	0.12	2.6	13	1.35	-	2.7	220	2.15	2	
SK 9 DGD 065 ET	12	6	2	0.22	0.12	2.6	20	1.35	0.31	2.7	220	2.15	3	
SK 20 DGD 065 ET	26	20	2	0.66	0.4	1.7	25	1.60	-	1.7	370	1.7	3	
SK 25 DGD 065 ET	30	20	1.8	0.8	0.55	1.4	36	1.45	-	1.7	370	1.7	3	
SK 9 BGD 065 ET	12	6	2	0.22	0.12	2.6	20	1.35	0.31	2.7	220	2.15	3	
SK 10 BGD 065 ET	17	6	2	0.18	0.13	2	22	1.30	0.18	2.3	220	2.7	3	
SK 8 DGD 065 ET	12	6	2	0.22	0.12	2.6	13	1.35	-	2.7	-	2.8	3	
SK 10 DGD 065 ET	17	6	2	0.18	0.13	2	22	1.30	0.18	2.3	220	2.7	3	
SK 15 DGD 065 ET	19	10	2	0.3	0.22	1.9	22	1.40	0.24	2.3	220	2.7	3	
SK 20 DGD 065 ET	24	20	2	0.69	0.39	1.7	25	1.60	-	1.7	220	2	3	
SK 20 DGD 065 ET	24	20	2	0.69	0.39	1.7	25	1.60	-	1.7	220	2	3	
1200 V - IGBT 3 (Trench)														
SK 10 DGD 126 ET	15	8	1.7	1	1	2	25	1.90	1.4	2.1	220	2.7	3	
SK 15 DGD 126 ET	22	15	1.7	2	1.8	1.6	25	1.60	1.1	2.1	220	2	3	
SK 25 DGD 126 T	41	25	1.7	2.8	3.1	0.9	30	1.50	2	1.7	370	1.5	4	
SK 35 DGD 126 T	52	35	1.7	3.7	4.8	0.75	38	1.50	3	1.5	370	1.25	4	
SK 50 DGD 126 T	68	50	1.7	4.6	6.3	0.6	62	1.35	3.6	1	700	0.9	4	
1200 V - IGBT 4 (Trench)														
SK 10 DGD 12T4 ET	17	8	1.85	0.41	0.75	2.2	15	2.38	0.41	2.7	220	2	3	
SK 15 DGD 12T4 ET	27	15	1.85	0.82	1.52	1.65	21	2.38	0.82	2.34	220	2	3	
SK 25 DGD 12T4 T	45	25	1.85	2.27	2.7	0.96	30	2.40	-	1.7	370	1.25	4	
SK 35 DGD 12T4 T	58	35	1.85	3.27	3.3	0.8	46	2.30	1.46	1.37	370	1.25	4	
SK 50 DGD 12T4 T	75	50	1.85	8.3	5	0.65	60	2.22	2.15	0.97	700	0.9	4	

For detailed case drawings please see page 23